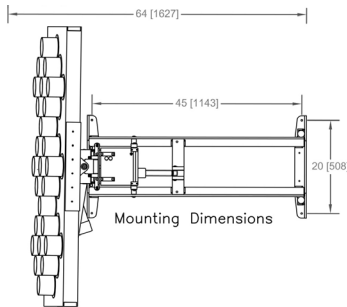
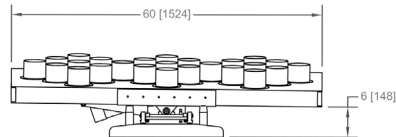
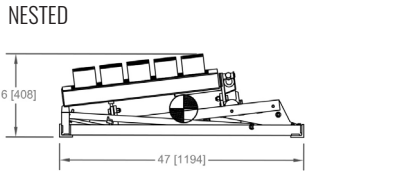
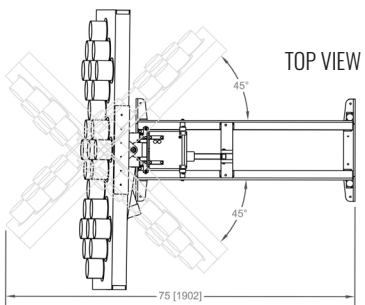
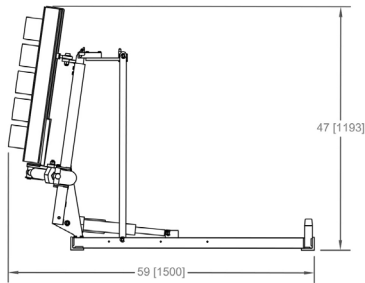
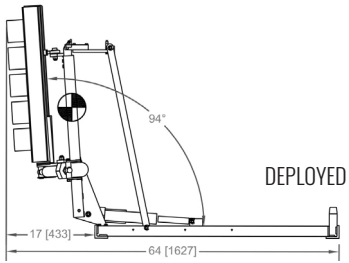


TRAFFIC FLOW BOARDS

TFB-H7

MOVEMENT	Fold-down design
TRAFFIC PATTERN	Greatest variety of traffic patterns
POWER REQUIREMENTS	12V DC - 5 amps
H x W x D (NESTED)	16" x 60" x 46" (406 mm x 1,524 mm x 1,168 mm)
H x W x D (UPRIGHT)	44" x 60" x 66" (1,118 mm x 1,524 mm x 1,676 mm)
WEIGHT	150 lbs (68 kg)



FOLD-DOWN DESIGN (H MODELS)

The H Model features a fold-down design that mounts to the apparatus to create a low-profile. Once deployed, the flow board can be rotated toward oncoming traffic.

7 SERIES

The 7 Series offers the greatest variety of traffic patterns and can be deployed via the fold-down design or the vertical pop-up design.

TFB-H7 TRAFFIC FLOW BOARD

A Traffic Flow Board (TFB), manufactured by Command Light, part number TFB-H7, shall be provided for installation on the apparatus. The location of the TFB and its controls shall be installed according to instructions given by the customer and the requirements of the TFB manufacturer.

The TFB shall extend 28" above the mounting surface and shall extend to full upright position in less than 15 seconds. The overall size of nested light tower shall be approximately 16" wide x 60" long x 46" high and weigh approximately 150 pounds.

TFB CONSTRUCTION AND DESIGN

The TFB assembly shall be of aluminum construction, with stainless-steel shafts and bronze bushings for long life and low maintenance.

The TFB shall be tested in wind conditions of 60 mph (97 kph) minimum. Other type flow boards that have not been tested to these conditions are not acceptable.

TFB ELECTRICAL SYSTEM

The light tower shall be a single-stage device with arrow board, capable of 90 degree rotation. The light shall be elevated by an electric linear actuator. The actuator shall adjust the arrow board angle from 0 to 94 degrees.

TFB CONTROLS

The TFB shall be controlled with a hand-held 15-foot umbilical line remote control and shall be equipped with a button to activate the "Auto-Park" automatic nesting feature. The controls on the remote box shall be:

- One (1) switch to control the seven (7) arrow patterns.
- One (1) switch for elevating /retracting the arm.
- One (1) switch for rotation of the arrow board.
- One (1) switch to engage Auto-Park.
- One (1) indicator light to indicate when arrow board is out of nest position.
- One (1) indicator light to indicate when arrow board is rotated to proper center position for nesting.

TFB POWER REQUIREMENTS

The TFB shall be equipped with LED light pods and have an average power draw of 5 amps at 12 VDC.

OPTIONS

The TFB can be equipped with the following options:

CONTROLS:

- Wireless Controller in addition to wired umbilical controller.
- Second Wired Controller in addition to wired umbilical controller.

SPECIAL COLOR:

- Custom Colors can be added to tower at additional cost.